



**Choice Research Associates**

What gets measured gets done.

Network for Victim Recovery of DC (NVRDC)  
Crime Victims' Rights of DC (COVERS) Project

**An Assessment of the Knowledge Gap in Crime Victims' Rights  
Among Victim Service Providers in the District of Columbia**

By

Lisa Marie Pierotte, M.A.  
Research Associate

and

Shawn M. Flower, Ph.D.  
Principal Researcher

July 2022

This survey was made possible by a grant 2020-V3-GX-K020 from the Office for Victims of Crime (OVC), Office of Justice Programs, U.S. Department of Justice. The opinions, findings, conclusions or recommendations expressed in this document are those of the author(s) and do not necessarily represent the official position or policies of the U.S. Department of Justice or the Network of Victim Recovery of DC (NVRDC).

**Table of Contents**

Introduction..... 1  
 Methodology..... 1  
 Findings..... 2  
     Survey Respondents..... 2  
         Demographics ..... 2  
         Experience..... 3  
         Referrals ..... 5  
     CVR Awareness..... 6  
         Select All That Apply Questions ..... 6  
         True or False Questions ..... 8  
         Scenario-Based Questions ..... 10  
 Summary of Recommendations/Conclusion..... 12

**Table of Tables**

Table 1. Survey Respondent Demographics (n=51)..... 3  
 Table 2. Select All That Apply Questions (n=55) ..... 7  
 Table 3. Responses to True/False Questions (n=55) ..... 9  
 Table 4. Summary of Scenario-Based Questions (n=54)..... 11

**Table of Figures**

Figure 1. Current Professions of Survey Respondents (n=51) ..... 4  
 Figure 2. Other Professional Experience (n=34) ..... 4  
 Figure 3. Pattern of Referrals to NVRDC (n=54)..... 5

**Table of Appendices**

Appendix A: Gap Assessment Survey..... 13

## Introduction

Crime victims' rights (CVR) in Washington, D.C. (DC) are dictated by both Federal and DC-based laws -- primarily the DC Crime Victims' Bill of Rights (Section 23-1901 of the DC Code) and the Federal Crime Victims' Rights Act (18 U.S.C. § 3771)<sup>1</sup>. CVR and its' application can vary by individual circumstances as well as the courts involved, and navigating these systems to access CVR is especially complex. Therefore, survivors may seek out a variety of DC-based services and resources (such as the DC Victim Hotline, Crime Victim Compensation Program, the Network for Victim Recovery of DC, among other community-based organizations and non-profits) for assistance, and to ensure that their rights are protected. Consequently, survivors may enter one of many doors, (both legal and non-legal) but with legal needs, which suggests the importance of cross-disciplinary awareness and knowledge of CVR in DC. A baseline understanding of CVR for non-legal providers (or legal providers with other topical expertise) can improve issue spotting and referral practices for survivors across DC and ultimately, improving survivors' chances of comprehensive service receipt.

NVRDC provides trainings on CVR and the criminal justice system to a variety of audiences. One goal under this grant is to target training offerings in a meaningful and productive way to local organizations. Thus far, these trainings focus on improving awareness and knowledge about victims' legal options after a crime, understanding all of their rights, and the different processes they may go through (e.g., obtaining a civil protection order).

Choice Research Associates (CRA) was engaged by NVRDC in March 2021 to assist in this endeavor. As a first step, this collaboration involved the development of a gap assessment survey to distribute to local practitioners working in victims' services. The purpose of this survey is to evaluate awareness and knowledge of CVR in DC, current referral practices for CVR-related needs, and identify specific CVR training goals to better serve DC's crime victim community. The following sections of this report outline the methodology of the survey, the development and distribution of the survey, the findings, and recommendations for training.

## Methodology

NVRDC provided a list of potential survey respondents from existing listservs, past projects, and working relationships. This list included the emails of 117<sup>2</sup> individuals representing 45 different agencies, organizations, and non-profits, across DC. These individuals were emailed a link to the gap assessment survey by CRA through Survey Monkey<sup>3</sup> which asked for their consent<sup>4</sup> to participate (see Appendix A for the full survey). Respondents were also asked to distribute the survey link to their colleagues, and this link was also sent to several victim provider list serves directly by NVRDC. The Survey Monkey email request was originally sent on March 10, 2022, and follow-up reminders were sent on March 15, 2022 and March 22, 2022. Survey respondents were offered the option to enter a raffle to receive a \$10 Mastercard gift card. Twenty-five signed up, and 10 were randomly selected and the incentive was mailed in April 2022.

---

<sup>1</sup> *Pro Se* Guide for Crime Victims in Washington, D.C. (2021) Network for Victim Recovery of DC.

<sup>2</sup> Of which 8 emails bounced or were otherwise removed from the list.

<sup>3</sup> Survey Monkey is an internet-based program that enables users to develop and distribute surveys by e-mail.

<sup>4</sup> All respondents consented to participate in the survey.

The survey was comprised of 11 CVR awareness questions including three *select all that apply*, five *true or false*, and three *scenario-based* questions<sup>5</sup> and it was expected to take no more than five to 5 to 7 minutes to complete. The CVR questions were followed-up by demographic questions determining respondents' age, gender identity, race/ethnicity, education, and current profession, as well as their experience in victims' services. Taken together, the survey questions measure a respondent's understanding of the application of CVR, CVR eligibility/qualification, and need for a CVR referral.

## Findings

### *Survey Respondents*

One hundred and sixty-eight (109) individuals were originally sent the survey. A total of 74 respondents opened the survey, and 22 completed one or more questions. An additional 33 surveys were completed through the survey link provided to the email respondents and posted to victim service provider list serves. A total of 55 individuals completed most of the survey questions. Four respondents appear to have completed a majority of the CVR-related questions but discontinued the survey before responding to the demographic portion or skipped certain demographic questions. Therefore, the demographics described below in Table 1 most often indicate data for only 51 individuals rather than 55 individuals.

Additionally, due to the limited number of respondents in total and from each agency, and in an interest to protect survey respondent anonymity, survey findings throughout this report will only discuss patterns related to experience and/or other potentially identifying details when needed.

### Demographics

As detailed in Table 1, respondents are predominantly women (n=44 or 86%), identify as White/Caucasian (n=24 or 69%), have a graduate degree (n=41 or 80%), and are an average age of 41 years old (ranging from 26 to 65 years of age). Survey respondents were asked to 'select all that apply' when indicating their race/ethnicity. Only two individuals identified as biracial—one identifying as both White/Caucasian and Black/African American, and another identifying as Black/African American and Hispanic/LatinX. All other respondents identified a single race or ethnicity.

Note that as we do not have demographics on the original pool of potential respondents and/or the average demographics for victims' service providers in DC, we are unable to comment on whether or not this is a demographically representative sample for those that work within the DC victims' services space.

---

<sup>5</sup> In total, there were six *scenario-based* questions, but each respondent was given three of these questions at random to reduce the length of the survey.

**Table 1. Survey Respondent Demographics (n=51)**

	<b>N<sup>6</sup></b>	<b>Range</b>	<b>Mean (SD)<sup>7</sup></b>
<i>Age</i>	49	26 to 65	40.9 (10.9)
	<b>N</b>	<b>Frequency</b>	<b>Percentage</b>
<i>Gender<sup>8</sup></i>	51		
Women		44	86%
Non-Confirming/Gender Expansive		4	8%
Men		3	6%
<i>Race/Ethnicity<sup>9</sup></i>	49		
White/Caucasian		34	69%
Black/African American		13	26%
Hispanic/LatinX		3	6%
Asian (Far East, Southeast Asia, the Indian Subcont.)		1	2%
Prefer not to say		1	2%
<i>Education</i>	51		
Graduate Degree		41	80%
Bachelor's Degree		7	14%
Some College		3	6%

### Experience

Respondents were asked to disclose the agency or organization they currently worked with *if* they were comfortable doing so. Out of the 51 respondents, 19 (or 37%) disclosed working for 1 of 9 agencies including: Amara Legal Center, Bread for the City, DC Coalition Against Domestic Violence, DC Safe, DC Forensic Nurse Examiners, DC Metropolitan Police Department, Jewish Coalition Against Domestic Abuse, Safe Shores, or The Wanda Alston Foundation.

At either those agencies or others undisclosed, 51 respondents advised they were currently working as attorneys (n=16), in non-profit leadership (n=7), community-based victims' services (n=7), as social/case workers (n=5), or as Program/Project Coordinators (n=2) (see Figure 1). Those that indicated 'other – specify' were comprised of a variety of professional roles including nurses/forensic nurse examiners (n=8), physicians/doctors (n=3), an unspecified government employee (n=1), a law enforcement officer (n=1), and an on-call supervisor (n=1).

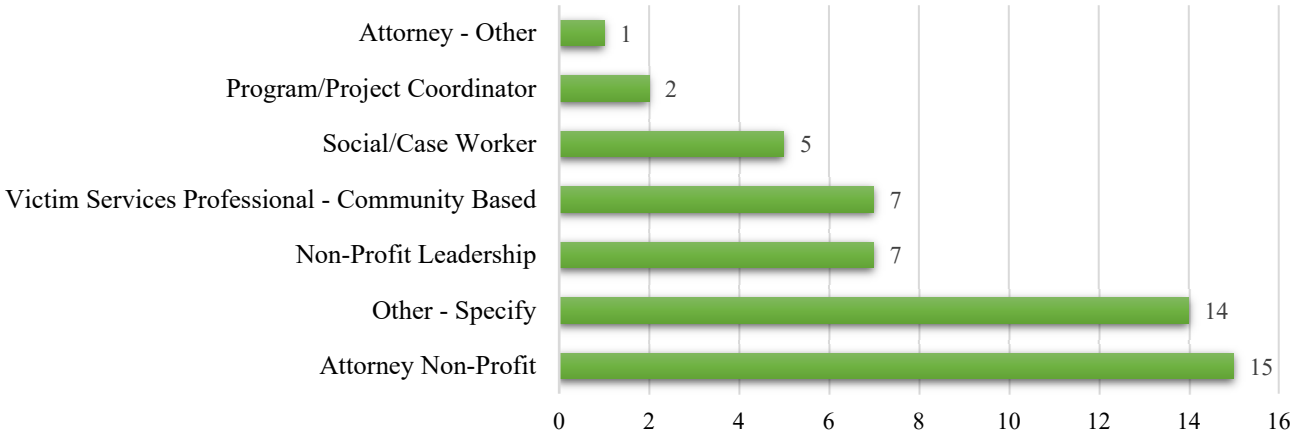
<sup>6</sup> N=Number of those with data available to assess.

<sup>7</sup> "Standard Deviation" indicates variation in the data. A larger SD more variation, smaller SD more consistency.

<sup>8</sup> One respondent chose 'other – specify' but after reviewing their response which states 'I am female', this respondent was recategorized from 'other – specify' to be included in the count for women.

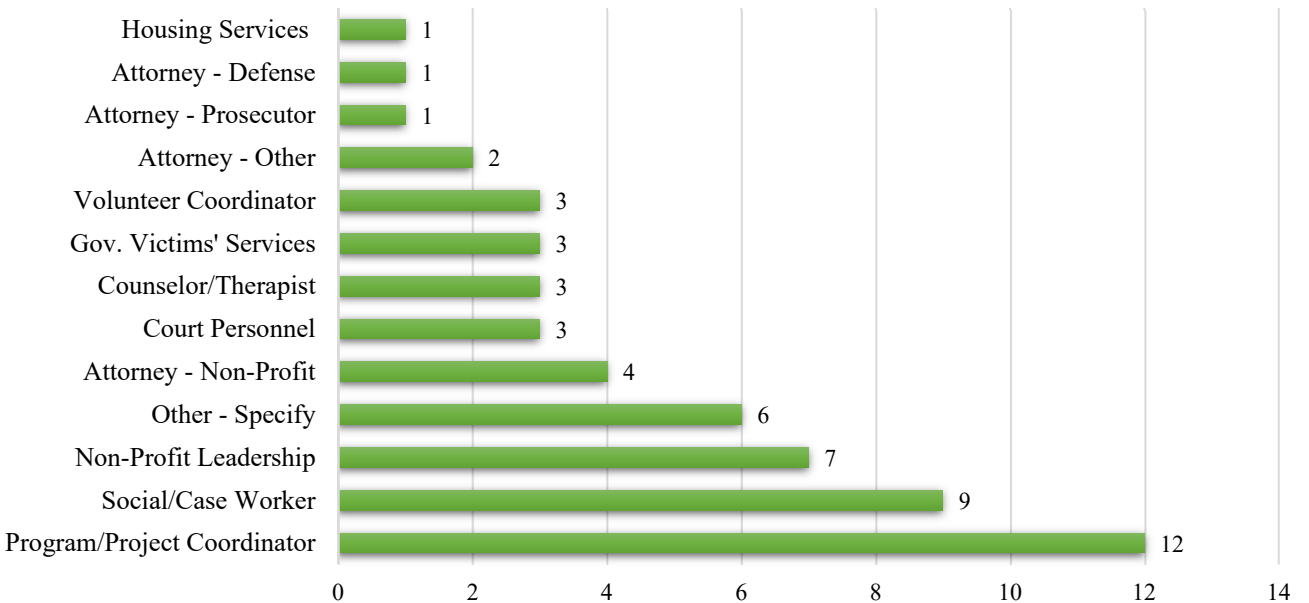
<sup>9</sup> Because respondents were asked to indicate *all* races/ethnicities in which the identified, the sum of the percentages for Race/Ethnicity will total to more than 100%.

**Figure 1. Current Professions of Survey Respondents (n=51)**



Respondents also reported if they had any other experience in the legal, non-profit, or victim services sector, past or present (Figure 2). Thirty-four<sup>10</sup> respondents answered this question with most (n=23) only selecting one other type of experience in the victims’ services space, while the remaining 9 selected more than one prior relevant experience. Most commonly, respondents were Program or Project Coordinators (n=12), in social work (n=9), or in non-profit leadership (n=7) (see Figure 2). Those that selected ‘other – specify’ (n=6) mentioned experience working as an ACT Team nurse, domestic violence advocate, forensic nurse, healthcare provider, staff member at a law firm, and legal assistant.

**Figure 2. Other Professional Experience (n=34)**



<sup>10</sup> The number of other professional experiences will exceed the “n” of 34 as respondents were instructed to select all that apply.

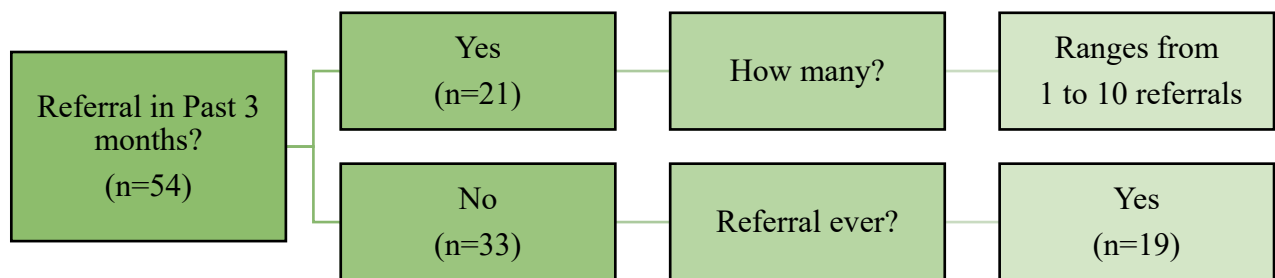
Based on the number of individuals and organizations included in the initial recruitment emails that did not respond to the survey, we believe there are existing gaps in representing organizations/agencies and/or victim service role types. As we are unable to ascertain the extent of those gaps, the results throughout this report should be considered with the limitation that these findings are not necessarily representative of the entire victim service community, but are reflective of the experience and views of only those who completed the survey.

Referrals

Respondents were asked a series of questions about their referral behaviors with sending survivors to NVRDC for services. First, respondents were asked if they have made a referral to NVRDC within the last three months. Those who stated ‘Yes’ (n=21), provided the approximate number of total referrals made in that period. For those that indicated ‘No’, the survey asked if they had made a referral to NVRDC at any point of time in the past (see Figure 3).

Among the 54 respondents, 21 (or 39%) indicated making a referral to NVRDC for a client experiencing a CVR issue in the past three months while 33 (61%) did not. When asked to provide the approximate total referrals made, 18 of 33 respondents provided an answer but formats varied. Some individuals provided a phrase such as ‘several’, others provided a range such ‘3 to 4’, and a few gave a direct numeric response such as ‘10’. Across responses, the number of referrals ranged from 1 to 10, with an average number of referrals being three referrals within the last three months<sup>11</sup>. Of those that did not make a recent CVR-related referral, 19 stated making a referral to NVRDC at some point in time.

**Figure 3. Pattern of Referrals to NVRDC (n=54)**



<sup>11</sup> For those that provided a range, the median value was selected (e.g., 3 to 4, converted to 3.5) and this value was used with the other numeric responses to calculate a mean estimate of total referrals.

***CVR Awareness*****Select All That Apply Questions**

In the first section of the survey, respondents were asked three questions in which they needed to ‘select all that apply’ from a list of options. The three questions sought to assess the current level of applicability of CVR by types of victims and the actions (or inactions) of those victims. Specifically, the survey asked:

1. Which type of crime victim does CVR apply?
2. Which type of crime victim is eligible for free CVR legal services?
3. What automatically disqualifies a victim of crime from asserting their rights?

Table 2 below summarizes those results by question (n=55).

For the first question, *Victims’ rights in DC apply to which types of crimes*, most participants selected at least 4 (average of 4) of the crime experiences from the list of as 8 crime experiences (including None of the Above and I do not know) where victims’ rights apply. The most frequently selected options include power-based personal violence (n=52 or 95% of respondents answering this question), non-power-based personal violence (n=50 or 91%), and crimes against children (n=50 or 91%). Not one respondent selected *all* six crime experiences -- the correct response -- as eligible for victims’ rights in DC. Yet only four (7%) respondents indicated a lack of familiarity with this information. The most often excluded crime experiences are cybercrime (selected by 36 respondents or 65%), financial (41 or 75%), and property crime (43 or 78%), indicating a potential gap in general awareness for this question.

**Recommendation No. 1:** Future trainings should consider reinforcing the inclusion of cybercrime, financial crime, and property crime as crime experiences that CVR applies to.

The second question asked respondents to identify *who qualifies for free crime victims’ legal services in DC*. The correct response for this question was *all* victim types listed and only 26 individuals (47%) answered correctly. On average, participants selected close to 5 of the options (average of 4.6), but as many as 18 respondents (33%) selected 3 options or less. Again, the most often excluded crime types selected as eligible for free legal services are cybercrime (27 or 49%), financial crime (31 or 56%), and property crime (32 or 58%). These results continue to suggest that the understanding of crime victims’ right for survivors experiencing cyber, financial, and/or property crime as a potential topic to focus on in future trainings.

**Recommendation No. 2:** Future trainings should consider reinforcing the inclusion of cybercrime, financial crime, and property crime as crime experiences that qualify for free crime victims’ legal services in DC.



For the third and final question in this section, *what automatically disqualifies a victim of crime from asserting their rights in the prosecution of the person who harmed them*, 17 (31%) selected between 1 to 4 disqualifying criteria for a victims' ability to assert their rights (with a mean of 1.8). Most often selected was the *government declining to prosecute* (n=10 or 18%) and a *lack of cooperation with police* (n=10 or 18%). The remaining two respondents selected 'other – specify' as their response, describing that they were unsure or felt the question was confusing. Of the remaining respondents, 37 of 55 selected either 'none of the above' (n=24) or that a crime victim can 'never' be disqualified (n=15) – with 2 respondents selecting both options. Overall, less than half (only 24 of 55; 44%) of respondents answered this question correctly by indicating that 'none of the above' options disqualify survivors from being able to assert their rights in the prosecution of the offender.

**Recommendation No. 3:** Future trainings should discuss that these circumstances do not automatically disqualify crime victims from asserting their rights in the prosecution of the person who harmed them.

**Table 2. Select All That Apply Questions (n=55)**

<i>Q1. Victims' rights in DC apply to people who have experienced the following crimes:</i>			
	<b>N</b>	<b>Frequency</b>	<b>Percentage</b>
	55		
Power-based personal violence (i.e., sexual assault, domestic violence, stalking, intimate partner violence)		52	95%
Non-power-based personal violence (i.e., physical assault, homicide)		50	91%
Crimes against children (i.e., child sexual abuse, child physical abuse, neglect)		50	91%
Property crime (i.e., burglary, theft, arson)		43	78%
Financial crime (i.e., identity theft, fraud)		41	75%
Cyber crimes		36	65%
I don't know		4	7%
None of the above		0	0%
	<b>N</b>	<b>Range</b>	<b>Mean (SD)</b>
Total Crime Experiences	52	1 to 5	4.2 (1.3)
<i>Q2. Select all that apply: Who qualifies for FREE crime victims' rights legal services in DC?</i>			
	<b>N</b>	<b>Frequency</b>	<b>Percentage</b>
	55		
Power-based personal violence (i.e., sexual assault, domestic violence, stalking, intimate partner violence)		50	91%
Non-power-based personal violence (i.e., physical assault, homicide)		45	82%
Crimes against children (i.e., child sexual abuse, child physical abuse, neglect)		47	85%

	<b>N</b>	<b>Frequency</b>	<b>Percentage</b>
Property crime (i.e., burglary, theft, arson)		32	58%
Financial crime (i.e., identity theft, fraud)		31	56%
Cyber crimes		27	49%
I don't know		6	11%
None of the above		0	0%
	<b>N</b>	<b>Range</b>	<b>Mean (SD)</b>
Total Eligible for FREE Legal Services	50	1 to 6	4.6 (1.6)
<i>Q3. Select all that apply: What automatically disqualifies a victim of crime from being able to assert their rights in the prosecution of the person who harmed them:</i>			
	<b>N</b>	<b>Frequency</b>	<b>Percentage</b>
	55		
Lack of cooperation with police		10	18%
Lack of cooperation with the prosecution		7	13%
Having a criminal record		1	2%
Not having an attorney		0	0%
If someone else reports the crime on their behalf		1	2%
Delayed reporting		2	4%
A prior romantic relationship with the defendant		0	0%
The government declining to prosecute the offender		10	18%
None of the above reasons disqualify a victim		24	44%
A victim can never be disqualified		15	27%
Other – specify		2	4%
	<b>N</b>	<b>Range</b>	<b>Mean (SD)</b>
Total Disqualifications Selected	17	1 to 4	1.8 (1.0)

### True or False Questions

The next set of questions follow a 'true' or 'false' format. In Table 3, the number of respondents selecting the **correct** response for each question is bolded and underlined. Three of the 5 questions in this section received high consistency across respondents for the correct response (i.e., 96% or higher agreement (*see* Questions 1, 3, and 4 in Table 3 below)). However, results for Questions 2 and 5 suggest there is less agreement on the subjects of the confidentiality of communications and when a victim can request restitution. For Question 2, a minority of respondents selected the correct answer; only 18 individuals (33%) identified the need for victims to provide *complete, unchanged text of the document(s) or transcript(s)* when subpoenaed, as a false statement. Additionally, 22 (41%) of respondents incorrectly suggested that *victims cannot request restitution for pain and suffering*. Therefore, these topics may be of interest for future trainings.

These results were also examined to determine if there were any important patterns related to responses and the respondents' related expertise. For example, we explored if legal versus

non-legal experts were more likely to answer ‘true’ or ‘false’ when asked *if a victim’s confidential communications, are subpoenaed, they must provide complete, unchanged text of the document(s) or transcripts*. This investigation did not provide any fruitful patterns that would further guide the targeting of audiences for issue spotting or referral trainings<sup>12</sup>. For example, using the largest legal group of 15 non-profit attorneys (see Figure 1), 6 selected ‘true’ and 9 selected ‘false’ (i.e., 40% versus 60% of non-profit attorneys). Similarly, with Question 5<sup>13</sup>, 9 non-profit attorneys selected ‘true’ and 5 selected ‘false’ to the statement that *a victim can request restitution for specific financial losses...but cannot request restitution for pain and suffering*. Given that those with similar current job roles did not consistently answer these questions, this suggests a possible lack of clarity across all job roles on these topics. However, these results are limited by the small number of respondents representing a dozen different job positions, across a variety of organizations. Other patterns may emerge with greater representation across sites and job types in the victims’ service delivery field.

**Recommendation No. 4:** Future trainings should emphasize the topics of confidentiality (e.g., when subpoenaed) and restitution for pain and suffering.

**Table 3. Responses to True/False Questions (n=55)**

	N	True		False	
		Freq	Percent	Freq	Percent
1. If someone does not qualify for Crime Victims’ Compensation Program in DC, they ALSO do not qualify to assert their rights as a crime victim in the prosecution of the person who harmed them.	55	0	0%	<u>55</u>	100%
2. If a victim’s confidential communications, (such as text messages), are subpoenaed, they must provide the complete, unchanged text of the document(s) or transcript(s).	55	37	67%	<u>18</u>	33%
3. A victim who is concerned about the defendant causing them additional harm if released pending trial may request that the court issue a stay away order to tell the defendant to stay away from places the victim resides and/or frequents.	55	<u>55</u>	100%	0	0%
4. A victim may not, under any circumstance, attend any court proceedings related to the prosecution of their case unless they are giving testimony.	55	2	4%	<u>52</u>	96%
5. A victim can request restitution for specific financial losses (such as property damage resulting from the crime) but cannot request restitution for pain and suffering.	54	<u>32</u>	60%	22	41%

<sup>12</sup> Not shown, but available upon request.

<sup>13</sup> One of the non-profit attorneys did not answer Question 5.

### Scenario-Based Questions

At this point in the survey, the results experienced some attrition as one respondent did not continue to answer questions from this point forward (n=54). In an effort to limit the duration of the survey, a feature in Survey Monkey was utilized to randomly assign each respondent 3 of 6 scenario-based questions from three sets of pairs (i.e., six total scenario-based questions). Therefore, the data below (Table 4) is divided based on which scenario-based question an individual received and the scenario description has been abbreviated (see full survey questions in Appendix A). Respondents were asked to select one of the following options:

- I, or someone in my organization, would provide legal advice/information;
- I know where I would refer the client for legal advice/information ... **and** feel there is a good chance the organization would provide services;
- I know where I would **try to** refer the client for legal advice/information ... **but** am not confident if the organization would provide services; or
- I do not know where to refer the client for legal advice/information.

Regardless of which scenario respondents were presented, the majority (ranging 41% to 65%) noted awareness of where to refer the hypothetical client for legal advice/information and felt there was a good chance the organization would provide services. Although attorneys made up the largest group of survey respondents (approximately 30%; see Figure 1), 7 or fewer individuals (ranging from 0% (young man scenario) to 24% (Spanish speaking victim scenario)) indicated that either they or their organization would provide legal advice or information for the scenario at hand. It is unclear from these findings if this can be interpreted as either a lack of CVR awareness among legal service providers (perhaps they do not practice this type of law) or the limitation of a non-representative sample among all the respondents.

Additionally, looking over all respondents, we had hoped to discern patterns that would be helpful to target training. However, patterns did not emerge when reviewing the experience of those that *did not* know where to refer clients for legal advice/information about the issues discussed in each scenario. Both legal and non-legal service providers experienced gaps in referral knowledge. For example, out of those that selected ‘I do not know...’ for the first scenario about the young man, half (3 of 6) were currently working as attorneys.<sup>14</sup> This highlights that referral trainings may be equally applicable to both legal and non-legal service providers.

**Recommendation No. 5:** Issue spotting and referral trainings should be targeted at anyone working with the victims’ services field regardless of their current experience.

---

<sup>14</sup> Upon request, cross-sections of professional experience and gaps in referral knowledge can be enumerated.

**Table 4. Summary of Scenario-Based Questions (n=54)**

<b>Scenario Description</b>	<b>N</b>	<b>Frequency</b>	<b>Percentage</b>
<i>1. A young man was shot a month ago...</i>	25		
I or my organization would provide legal advice/info		0	0%
I know where I would refer the client		14	56%
I know where I would try to refer the client		5	20%
I do not know where I would refer the client		6	24%
<i>2. The mother of a young woman...</i>	29		
I or my organization would provide legal advice/info		4	14%
I know where I would refer the client		12	41%
I know where I would try to refer the client		8	28%
I do not know where I would refer the client		5	17%
<i>3. An elderly woman was sexually assaulted...</i>	25		
I or my organization would provide legal advice/info		5	20%
I know where I would refer the client		16	64%
I know where I would try to refer the client		3	12%
I do not know where I would refer the client		1	4%
<i>4. A teenager is asked to provide their text messages...</i>	29		
I or my organization would provide legal advice/info		4	14%
I know where I would refer the client		17	59%
I know where I would try to refer the client		5	17%
I do not know where I would refer the client		3	10%
<i>5. The victim of a violent mugging...</i>	25		
I or my organization would provide legal advice/info		3	12%
I know where I would refer the client		12	48%
I know where I would try to refer the client		6	24%
I do not know where I would refer the client		4	16%
<i>6. A Spanish-speaking victim of domestic violence</i>	29		
I or my organization would provide legal advice/info		7	24%
I know where I would refer the client		15	52%
I know where I would try to refer the client		5	17%
I do not know where I would refer the client		2	7%

## Summary of Recommendations/Conclusion

The purpose of this project was to ascertain potential gaps in CVR awareness and to identify areas of improvement for future trainings. We also sought to identify patterns related to the current experiences of those working in the CVR field with this level of awareness, which would suggest potential impactful ways to target training and outreach.

Ultimately, while awareness gaps were found (see review of recommendations below), clear patterns did not emerge with regard to whom those gaps may be more applicable to (i.e., legal versus non-legal providers). This is either due to the fact that these gaps in CVR knowledge exist across the legal/non-legal divide in DC victims' service providers, or it may be due to an artifact of the lack of representation in the survey sample (i.e., small sample size and limited representation of all agencies, and within agencies). With this limitation in mind, CRA makes the following recommendations based on the findings:

- **Recommendation No. 1:** Future trainings should consider reinforcing the inclusion of cybercrime, financial crime, and property crime as crime experiences that CVR applies to.
- **Recommendation No. 2:** Future trainings should consider reinforcing the inclusion of cybercrime, financial crime, and property crime as crime experiences that qualify for free crime victims' legal services in DC.
- **Recommendation No. 3:** Future trainings should discuss that these circumstances do not automatically disqualify crime victims from asserting their rights in the prosecution of the person who harmed them.
- **Recommendation No. 4:** Future trainings should emphasize the topics of confidentiality (e.g., when subpoenaed) and restitution for pain and suffering.
- **Recommendation No. 5:** Issue spotting and referral trainings should be targeted at anyone working with the victims' services field regardless of their current experience.

## Appendix A: Gap Assessment Survey

 nvrdc COVERS Crime Victims' Rights in DC Survey - List Serve

### COVERS Crime Victims' Rights Survey Consent

**This survey was made possible by a grant 2020-V3-GX-K020 from the Office for Victims of Crime (OVC), Office of Justice Programs, U.S. Department of Justice. The opinions, findings, conclusions or recommendations expressed in this document are those of the author(s) and do not necessarily represent the official position or policies of the U.S. Department of Justice or NCVLI.**

**The purpose of this survey is to evaluate awareness and knowledge of crime victims' rights in DC, current referral practices for crime victims' rights-related needs, and identify specific crime victims' rights training goals to better serve DC's crime victim community.**

**Only the Researcher will see your individual responses. Data will be kept confidential and will only be reported on an aggregate basis. Some or all comments may be provided to NVRDC, but names and other identifiers will be removed. Your participation is completely voluntary and optional. You will never be identified in any reports or publications.**

**This will take approximately no more than 5 to 7 minutes to complete.**

**Should you have any questions about this survey or its contents, please contact the Researcher at:**

**Shawn Flower, Ph.D., Principal Researcher  
Choice Research Associates  
shawn@choiceresearchassoc.com  
703-915-0916**

\* Please indicate whether you consent to participate in this Survey:

- Yes  
 No

Victims' rights in DC apply to people who have experienced the following crimes: (select all that apply)

- Power-based personal violence (i.e., sexual assault, domestic violence, stalking, intimate partner violence)
- Non-power-based personal violence (i.e., physical assault, homicide)
- Crimes against children (i.e., child sexual abuse, child physical abuse, neglect)
- Property crime (i.e., burglary, theft, arson)
- Financial crime (i.e., identity theft, fraud)
- Cyber crimes
- None of the above
- I do not know

Who qualifies for FREE crime victims' rights legal services in DC?: (select all that apply)

- Power-based personal violence (i.e., sexual assault, domestic violence, stalking, intimate partner violence)
- Non-power-based personal violence (i.e., physical assault, homicide)
- Crimes against children (i.e., child sexual abuse, child physical abuse, neglect)
- Property crime (i.e., burglary, theft, arson)
- Financial crime (i.e., identity theft, fraud)
- Cyber crimes
- None of the above
- I do not know

What automatically disqualifies a victim of crime from being able to assert their rights in the prosecution of the person who harmed them? (select all that apply)

- Lack of cooperation with police
- Lack of cooperation with the prosecution
- Having a criminal record
- Not having an attorney
- If someone else reports the crime on their behalf
- Delayed reporting
- A prior romantic relationship with the defendant
- The government declining to prosecute the offender
- None of the above reasons disqualify a victim
- A victim can never be disqualified
- Other (please specify)



Please indicate whether the following statements are true or false.

	True	False
If someone does not qualify for Crime Victims' Compensation Program in DC, they ALSO do not qualify to assert their rights as a crime victim in the prosecution of the person who harmed them.	<input type="radio"/>	<input type="radio"/>
If a victim's confidential communications, (such as text messages), are subpoenaed, they must provide the complete, unchanged text of the document(s) or transcript(s).	<input type="radio"/>	<input type="radio"/>
A victim who is concerned about the defendant causing them additional harm if released pending trial may request that the court issue a stay away order to tell the defendant to stay away from places the victim resides and/or frequents.	<input type="radio"/>	<input type="radio"/>
A victim may not, under any circumstance, attend any court proceedings related to the prosecution of their case unless they are giving testimony.	<input type="radio"/>	<input type="radio"/>
A victim can request restitution for specific financial losses (such as property damage resulting from the crime) but cannot request restitution for pain and suffering.	<input type="radio"/>	<input type="radio"/>

 **COVERS Crime Victims' Rights in DC Survey - List Serve**

Referral Scenarios

**Please review the following scenarios and select the answer that you feel applies to each one.**

**A 50.0%** A young man was shot a month ago. **He got a subpoena to go to court and is afraid of getting hurt by the defendant's family if he goes.**

**B 50.0%** The mother of a young woman who was kidnapped and murdered has not heard from the prosecutor of the case in nearly a year. **She would like an update.**

- I, or someone at my organization, would provide legal advice/information to the client about the issue underlined.
- I know where I would refer the client for legal advice/information about the issue underlined **and** feel there is a good chance the organization would provide services.
- I know where I would **try to** refer the client for legal advice/information about the issue underlined **but** am not confident if the organization would provide services.
- I do not know where to refer the client for legal advice/information about the issue underlined.

A 50.0% An elderly woman was sexually assaulted in her nursing home. Her family asks you **if there's anyone they can talk to before reporting to police because they worry the criminal legal process will be too stressful for their mother.**

B 50.0% A teenager is asked to provide their text messages to police after they report a sexual assault. **They are not comfortable with law enforcement reading all of their conversations but want the police to take their report seriously.**

- I, or someone at my organization, would provide legal advice/information to the client about the issue underlined.
- I know where I would refer the client for legal advice/information about the issue underlined **and** feel there is a good chance the organization would provide services.
- I know where I would **try to** refer the client for legal advice/information about the issue underlined **but** am not confident if the organization would provide services.
- I do not know where to refer the client for legal advice/information about the issue underlined.

A 50.0% The victim of a violent mugging was contacted by the prosecutor's office and told that the offender is up for release after 15 years. **They want to know if they can give a statement at the release hearing.**

B 50.0% A Spanish-speaking victim of domestic violence was granted a CPO and the respondent has violated it multiple times. **The victim reported the violations, but there was not an interpreter present, and he feels that there is more the police should know that he was not able to communicate in English.**

- I, or someone at my organization, would provide legal advice/information to the client about the issue underlined.
- I know where I would refer the client for legal advice/information about the issue underlined **and** feel there is a good chance the organization would provide services.
- I know where I would **try to** refer the client for legal advice/information about the issue underlined **but** am not confident if the organization would provide services.
- I do not know where to refer the client for legal advice/information about the issue underlined.

 COVERS Crime Victims' Rights in DC Survey - List Serve

Referrals to NVRDC

\* Have you made a referral to NVRDC for a client experiencing Crime Victims' Rights issues in the past 3 months?

- Yes
- No

 COVERS Crime Victims' Rights in DC Survey - List Serve

Yes - Referrals to NVRDC in last 3 Months

If Yes, approximately how many times?

 COVERS Crime Victims' Rights in DC Survey - List Serve

No Referrals to NVRDC in last 3 Months

If No, have you **EVER** made a referral to NVRDC?

- Yes
- No

 COVERS Crime Victims' Rights in DC Survey - List Serve

More About You

**The following questions are intended for research purposes and will to help us describe those who completed this survey. Your answers are appreciated but not required.**

What is your age?

What gender do you identify as?

- Woman
- Man
- Transgender Woman
- Other (please specify)
- Transgender Man
- Gender Expansive/Non-Conforming
- Prefer not to answer/I choose not to self-identify

What race/ethnic origin do you identify with? (Select all that apply)

- White/ Caucasian
- Black/African-American
- American Indian or Alaskan Native
- Asian (Far East, Southeast Asia, or the Indian subcontinent)
- Native Hawaiian or other Pacific Islander
- Some other race, ethnicity, or origin (please specify)
- Hispanic/Latinx
- Arab/North African/ Middle Eastern
- African
- Prefer Not to Answer/I choose not to self-identify.

What is the highest level of school you have completed or the highest degree you have received?

- Less than high school degree
- High school degree or equivalent (e.g., GED)
- Some college but no degree
- Associate degree
- Bachelor degree
- Graduate degree
- I prefer not to answer this question.

What is your current Profession?

- Social Worker/Case Worker
- Attorney - Prosecutor
- Attorney - Defense Attorney
- Attorney - Non-profit
- Attorney - Other
- Court Personnel
- Program/ project coordinator
- Other (please specify)
- Non-profit leadership
- Housing services worker
- Counselor or therapist
- Victim services professional - government based
- Victim services professional - community based
- Volunteer coordinator

Outside of your current position/profession, do you have any other experience in the legal, nonprofit, or victim services sector? (Select any that apply)

- Social Worker/Case Worker
- Attorney - Prosecutor
- Attorney - Defense Attorney
- Attorney - Non-profit
- Attorney - Other
- Court Personnel
- Program/ project coordinator
- Non-profit leadership
- Housing services worker
- Counselor or therapist
- Victim services professional - government based
- Victim services professional - community based
- Volunteer coordinator
- Other (please specify)

Which DC Agency do you work for? (if you prefer not to say, please skip this question)

\* Thank you for completing our survey. Ten people will be randomly selected to receive a gift card to thank you for your time!! Would you like to be eligible to win a \$10 Mastercard Gift card?

- Yes
- No

 COVERS Crime Victims' Rights in DC Survey - List Serve

Gift Card Raffle Information

**If you would like to enter the raffle to receive a \$10 Mastercard gift card, please provide your contact information below. Ten people will be randomly selected to receive a gift card.**

Your Name

Email Address

Phone Number

Mailing Address

Street Address:

Apt, Suite:

City, State, Zip:

 COVERS Crime Victims' Rights in DC Survey - List Serve

### Thank You and How to Contact NVRDC

**Thank you for completing our survey.**

If you have any questions about crime victims' rights and/or want training on this issue, please contact NVRDC. For training, use the form here: <https://www.nvrdc.org/training> and mention "COVERS Survey". For services or questions about crime victims' rights, please contact us at [info@nvrdc.org](mailto:info@nvrdc.org). If you are assisting a victim in accessing a medical forensic exam, please call or chat the DC Victim Hotline to connect with an advocate 24/7/365: 1-844-443-5732 or [dcvictim.org](http://dcvictim.org).

For questions related to this project or services, please contact Sarah Taylor.  
**Email:** [sarah@nvrdc.org](mailto:sarah@nvrdc.org) **Phone:** 202-742-1727 X116

**We would really appreciate it if you could forward this survey link to others who work in the victim services field.**

**If you have been a victim or you know someone who has been harmed, we are here to help: 202-742-1727.**

 COVERS Crime Victims' Rights in DC Survey - List Serve

### Not Interested -- But Thank You and How to Contact NVRDC

**Thank you for considering our survey request.**

**We would really appreciate it if you could forward this survey link to others who work in the victim services field.**

If you have any questions about crime victims' rights and/or want training on this issue, please contact NVRDC.

For training, use the form here: <https://www.nvrdc.org/training> and mention "COVERS Survey".

For services or questions about crime victims' rights, please contact us at [info@nvrdc.org](mailto:info@nvrdc.org).

If you are assisting a victim in accessing a medical forensic exam, please call or chat the DC Victim Hotline to connect with an advocate 24/7/365: 1-844-443-5732 or [dcvictim.org](http://dcvictim.org).

For questions related to this project or services, please contact Sarah Taylor.

**Email:** [sarah@nvrdc.org](mailto:sarah@nvrdc.org) **Phone:** 202-742-1727 X116

**If you have been a victim or you know someone who has been harmed, we are here to help: 202-742-1727.**